

## Instruction Sheet for Stepless Showerhead 无级调节雨淋花洒使用说明书

### 型号及安装尺寸

### MODEL & INSTALLATION DIMENSIONS

单位: mm

UNIT: mm

**MODEL**  
型号: 202011  
**Function Features**  
功能特点:  
*Mist Spray* 喷雾水  
*Shower Spray* 花洒水  
*Mixing Spray* 混合水

### 注意事项

1. 本产品已经出厂检测及调试, 请勿自行拆卸。
2. 安装前请先彻底冲洗供水管以清除管道中的杂质。
3. 推荐工作压力: 0.2~0.5Mpa(2~5bar)。花洒的最高工作压力: 0.5Mpa(5bar)。水压超过0.5Mpa(5bar) 须安装减压阀。花洒最高工作温度及环境温度: 60°C。请特别注意花洒须远离加热器, 否则可能损坏花洒, 甚至对使用者造成伤害。

### CAUTION

1. The product have been passed the functionality test before ex-factory, please do not dismantle by yourself at will.
2. Flush the water supply pipes thoroughly for remove debris.
3. Recommendation working pressure: 0.2~0.5MPa(2~5Bar); The highest working pressure for showerhead is 0.5MPa(5Bar). If it exceeds 0.5MPa(5Bar), a pressure reducer is needed. The highest water and environment temperature is 60°C. Please keep showerhead away from heater, or it may become damaged and cause injury to the user.

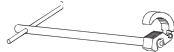
#### HELPFUL TOOLS 应备工具



SAFETY GLASSES  
防护镜



TEFLON TAPE  
生胶带



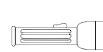
Basin WRENCH  
管钳



PLIERS  
钳子



SCREWDRIVER  
螺丝刀



FLASHLIGHT  
手电筒



ADJUSTABLE WRENCH  
扳手



PLUMBER'S PUTTY  
密封胶

### — (1) 年有限责任保证书

摩恩的产品是在高质量标准及生产工艺下制造的, 摩恩公司保证原始消费者和酒店行业购买者在此期间内, 如果有渗漏或滴水等现象, 摩恩公司将免费提供所需零件以使该产品恢复到良好的使用状态。

此保证是从购买者的原始收据所示的日期起生效。

这个保证仅对原始消费者和酒店行业的购买者有效, 并不包括本产品在工业、商业、贸易和非酒店行业的使用, 以及由于安装错误、产品滥用、或产品误用而造成的产品损坏。无论这些损坏是由建筑承包商、服务公司或由于您自己安装所造成的。摩恩公司对在安装、维修、替换方面所引起的人工费用或产品损坏将不负责任, 对连带的后果性损坏也不负责任。



摩恩(上海)厨卫有限公司  
中国(上海)自由贸易试验区富特北路399号  
执行标准: GB/T 23447-2009  
服务热线: 400-630-8866

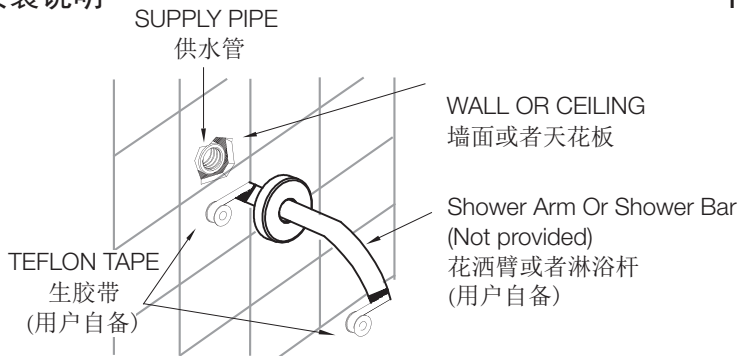
产品名称: \_\_\_\_\_ 产品编号: \_\_\_\_\_  
(客户填写)

#### 合格证

产地: 厦门  
检验员:  
生产日期:

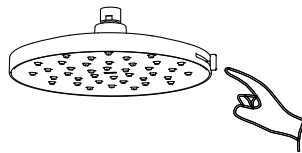
## Instruction Sheet for Stepless Showerhead 无级调节雨淋花洒使用说明书

### 安装说明



将花洒臂末端外螺纹缠上生胶带，将花洒臂拧紧在供水管上，确保花洒臂上的螺纹有足够的长度旋入供水管中，保证花洒臂有足够强度挂起花洒，在花洒臂的另一头也要缠上生胶带，再把花洒装上，确保不漏水。

- 注意：1. 须确保供水管要足够牢固以支撑花洒。  
2. 图示仅供参考，以实物为准。



### 花洒使用说明

通过推钮左右移动以实现不同的水花功能。

### INSTALLATION



Apply teflon tape to the both end of shower arm. Thread shower arm into supply pipe, make sure there is enough length of fit so that the shower arm is strong enough to hang up the shower head. Assemble the shower head, make sure there are no leaks.

#### NOTES:

1. Ensure the supply line is deep-set enough for hanging up the showerhead.
2. The picture is only for your reference. Please take the object as the standard.

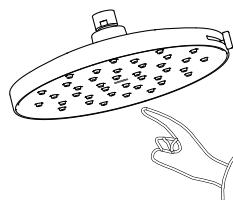
### USAGE INSTRUCTION

push the button left and right to achieve different spray function switches.

### 清洗说明

#### 如何清除出水口水垢：

出水孔在使用一段时间后可能会堆积杂质或结垢，导致水流变形、流量减小。请打开水源，用力按压和摩擦橡胶出水孔，可以轻松将杂质或结垢清除。



#### 如何清洁花洒：

1. 为保持花洒洁净，请定期清洁。
2. 先用清水或中性的液体清洁剂清洗，再用干净的软布彻底擦干整个表面。
3. 切勿使用任何具有酸性和研磨作用的清洁剂。
4. 禁止使用钢丝球、钢丝刷等硬质物品清洗，以免划伤产品外表面。

### CLEANING INSTRUCTION

#### How to Clean the Nozzles:

Any debris or mineral build-up may cause the flow stream to become distorted or reduce the flowrate. To remove the debris or mineral build-up, run water through the Handheld Shower, firmly press or rub your finger back and forth across the rubber nozzles.

#### How to Clean the Shower Body:

1. Keep the product clean with clean water or mild liquid detergent regularly.
2. Rinsed up with clean water or mild liquid, and then wiped dry with soft cloth.
3. Acid or abrasive detergents are prohibited.
4. Do not clean the product with hard material, for example: steel wool, scourer, etc.

### ONE (1) YEAR LIMITED WARRANTY

Moen products have been manufactured under the higher standards of quality and workmanship. Moen warrants to the original consumers and hotel purchasers that should this ever develop a leak or drip during this one year warranty period, Moen will FREE OF CHARGE provide the parts necessary to put the product back in good working condition.

This warranty shall be effective from date of purchase as shown on purchase's receipt.

This warranty is valid for the original consumers and hotel purchasers only and excludes industrial, commercial, or non-hotel business use of the product, product damage due to installation error, product abuse, or product misuse, whether performed by a contractor, service company, or yourself. Moen will not be responsible for labor charges and/or damage incurred in installation, repair or replacement, nor for incidental or consequential damages.



MOEN (Shanghai) Kitchen & Bath Products Co., Ltd.

No.399, Fute North Road, China (Shanghai)

Pilot Free Trade Zone

Complies With: GB/T 23447-2009

**Service Hotline: 400-630-8866**

Product Name: \_\_\_\_\_ Product NO.: \_\_\_\_\_  
(Only for consumer)