

## Instruction Sheet for 3-Functions Handheld Shower 三功能手持花洒使用说明书

### MODEL

型号 : 10530EC

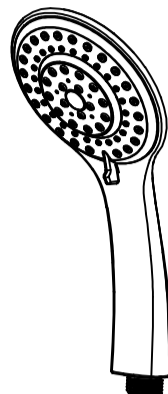
3-Functions Handheld Shower

三功能手持花洒

### Function Features

#### 功能特点:

Wide Spray 大范围喷洒  
Hard Massage 有效按摩  
Mist 喷雾



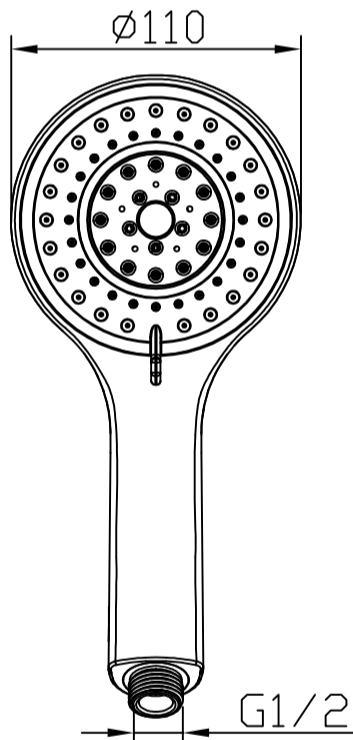
### 注意事项

1. 安装前请先彻底冲洗供水管以清除管道中的杂质。
2. 花洒的最高工作压力: 0.5Mpa (5bar)。水压超过0.5Mpa (5bar) 须安装减压阀。花洒最高工作温度及环境温度: 60° C。请特别注意花洒及花洒软管须远离加热器, 否则可能损坏花洒及其密封件, 甚至对使用者造成伤害。

### CAUTION

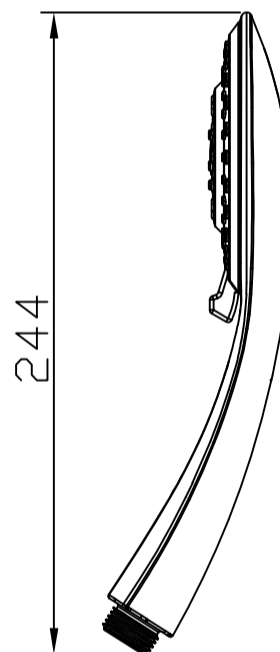
1. Flush the water supply pipes thoroughly for remove debris.
2. The highest working pressure for handheld shower is 0.5Mpa (5bar). If it exceeds 0.5Mpa(5bar), a pressure reducer is needed. The highest water and environment temperature is 60° C. Please keep handheld shower and the shower hose away from heater, or it may become damaged and cause injury to the user.

### 安装尺寸



10530EC

### INSTALLATION DIMENSIONS



### — (1) 年有限责任保证书

摩恩的产品是在高质量标准及生产工艺下制造的, 摩恩公司保证原始消费者和酒店行业购买者在此期间内, 如果有渗漏或滴水等现象, 摩恩公司将免费提供所需零件以使该产品恢复到良好的使用状态。

此保证是从购买者的原始收据所示的日期起生效。

这个保证仅对原始消费者和酒店行业的购买者有效, 并不包括本产品工业、商业、贸易和非酒店行业的使用, 以及由于安装错误、产品滥用、或产品误用而造成的产品损坏。无论这些损坏是由建筑承包商、服务公司或由于您自己安装所造成的。摩恩公司对在安装、维修、替换方面所引起的人工费用或产品损坏将不负责任, 对连带的后果性损坏也不负责任。



摩恩(上海)厨卫有限公司  
中国上海市外高桥保税区富特北路399号  
执行标准: GB/T 23447-2009  
服务热线: 400-630-8866

产品名称: \_\_\_\_\_ 产品编号: \_\_\_\_\_  
(客户填写)

### 合格证

产地: 广东东莞  
检验员:  
生产日期:

# Instruction Sheet for 3-Functions Handheld Shower

## 三功能手持花洒使用说明书

### 安装说明

**注意：** 水压过高，水流过大时，请安装包装内所附的限流器；如果水压太低则不必安装限流器。

#### 限流器安装说明：

将限流器①（大端朝向垫片③）如图所示方向塞入手持花洒②进水口中；将垫片③（用户自备）放入软管④（用户自备）接头内，将手持花洒旋紧在软管上；软管的另一端连接水源。



花洒外形因不同型号而不同，上图仅供参考。

### INSTALLATION

**NOTE:** Install the Restrictor when working pressure or water flow is bigger than desired. If working pressure or water flow is too low, Restrictor is not needed.

#### INSTALL RESTRICTOR:

Put the Restrictor①(Big-end face to the Washer③)into the Handheld Shower② inlet. Put the Washer③(not provided) into the Shower Hose④(not provided) connector, Screw the Handheld Shower to the Shower Hose; Connect another end of Shower Hose to the water supply.

The appearance of the Handheld Shower varies according to the different models. Therefore, left figure is for reference only.

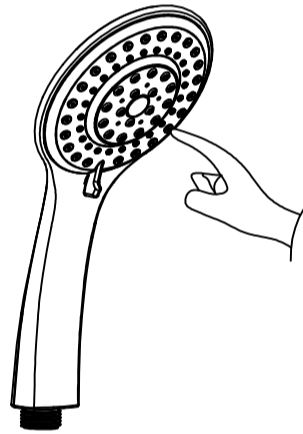
### 清洗说明：

#### 如何清除出水口水垢：

出水孔在使用一段时间后可能会堆积杂质或结垢，导致水流变形、流量减小。请打开水源，用力按压和摩擦橡胶出水孔，可以轻松将杂质或结垢清除。

#### 如何清洁花洒：

1. 为保持花洒洁净，请定期清洁。
2. 先用清水或中性的液体清洁剂清洗，再用干净的软布彻底擦干整个表面。
3. 切勿使用任何具有酸性和研磨作用的清洁剂。
4. 禁止使用钢丝球、钢丝刷等硬质物品清洗，以免划伤产品外表面。



### CLEANING INSTRUCTION:

#### How to Clean the Nozzles:

Any debris or mineral build-up may cause the flow stream to become distorted or reduce the flowrate. To remove the debris or mineral build-up, run water through the Handheld Shower, firmly press or rub your finger back and forth across the rubber nozzles.

#### How to Clean the Shower Body:

1. Keep the product clean with clean water or mild liquid detergent regularly.
2. Rinsed up with clean water or mild liquid, and then wiped dry with soft cloth.
3. Acid or abrasive detergents are prohibited.
4. Do not clean the product with hard material, for example: steel wool, scourer, etc.

### ONE (1) YEAR LIMITED WARRANTY

Moen products have been manufactured under the higher standards of quality and workmanship. Moen warrants to the original consumers and hotel purchasers that should this ever develop a leak or drip during this one year warranty period, Moen will FREE OF CHARGE provide the parts necessary to put the product back in good working condition.

This warranty shall be effective from date of purchase as shown on purchase's receipt.

This warranty is valid for the original consumers and hotel purchasers only and excludes industrial, commercial, or non-hotel business use of the product, product damage due to installation error, product abuse, or product misuse. whether performed by a contractor, service company, or yourself. Moen will not be responsible for labor charges and/or damage incurred in installation, repair, or replacement. nor for incidental or consequential damages.



MOEN (Shanghai) Kitchen & Bath Products CO., LTD.

No.399 North Fute Road WaiGaoQiao Free Trade Zone Shanghai P.R. China

Service Hotline:400-630-8866

Product Name: \_\_\_\_\_ Product NO.: \_\_\_\_\_  
(Only for consumer)